

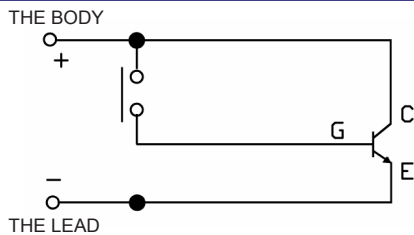
**Part Number: CW3003-0**  
**Tilt Switch**  
**Product Data Sheet**

## PICTURE

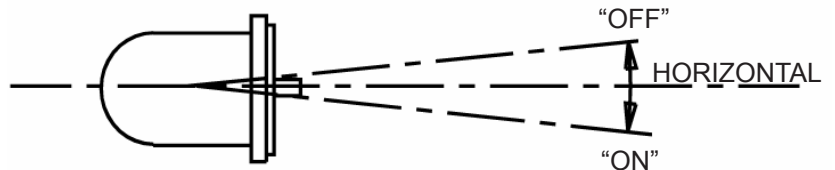


✓ **RoHS Compliant**

## INTERNAL CIRCUIT DIAGRAM



## OPERATION



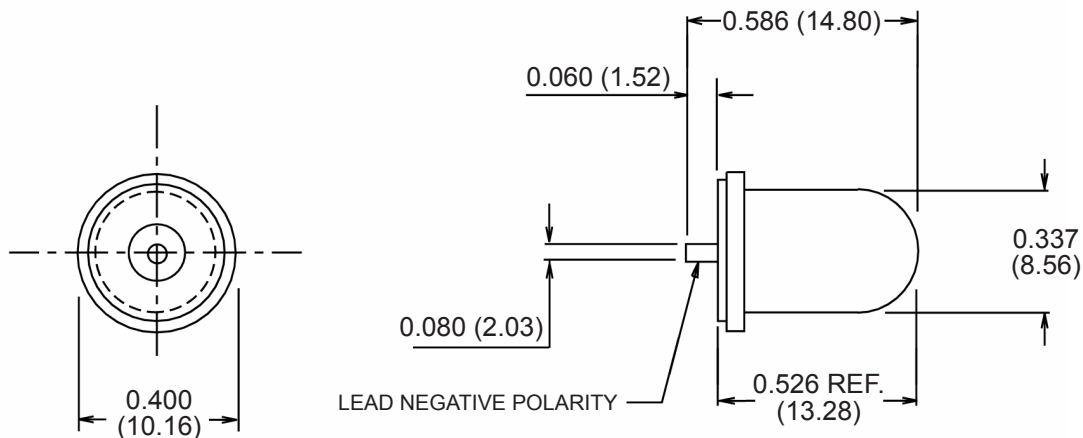
DIFFERENTIAL ANGLE 10° MAX

## FEATURES

- Resistant to Ambient Environmental Conditions
- Case Material : Tin Plated
- Mechanical Stress Resistant
- Hermetically Sealed & Inert Gas Filled

## DIMENSIONS

Drawings not to scale.  
 All dimensions in inches (mm) nominal.



## SPECIFICATION

Contact Rating (Tungsten Load)	1.3 A MAX, 50 VDC MAX, 14 W MAX
Differential Angle	10° MAX from Horizontal
Operating Temperature	-25° +80°C

As part of the company policy of continued product improvement, specifications may change without notice. Our sales office will be pleased to help you with the latest information on this product range and the details of our full design and manufacturing service. All products are supplied to our standard conditions of sale unless otherwise agreed in writing.

**Phone: (1) 973 777 6900**

**www.comus-intl.com**

**Fax: (1) 973 777 8405**