

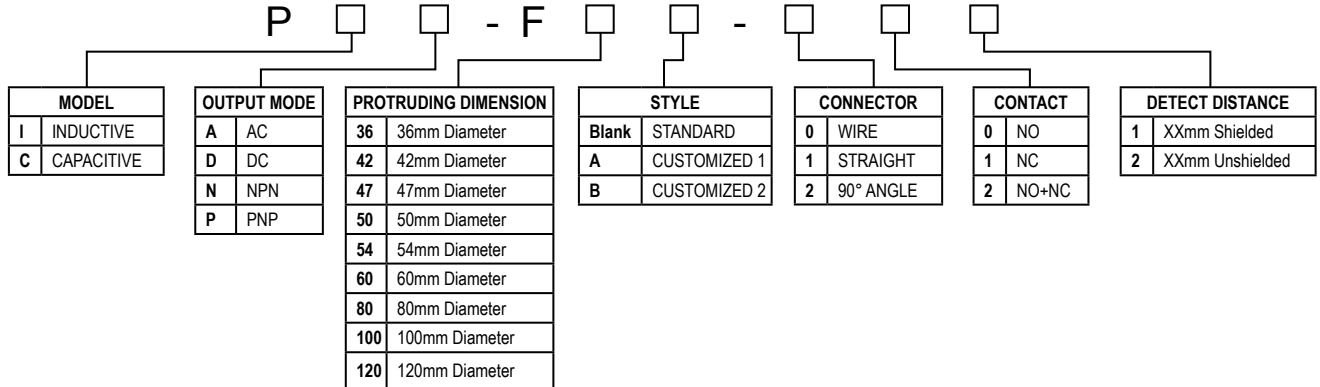
F80B - Protruding Plastic Housing - Inductive Sensor



Features:

- Inductive sensor, Dim: 80x80x47.5mm, protruding
- DC 2-wire (10-30V DC), DC 3-wire (10-30V DC), DC 4-wire (10-30V DC), AC 2-wire (90-250V AC), *DC 2-wire (5V DC) also available
- Mounting distance: 40mm unshielded
- With LED operation indicate lamp, easily identifiable
- Standard sensing object: ferrous metals
- Protection rate: IP67, water resistant
- Over-current and short circuit protection; against polarity reversal.
- Widely applied in measuring, Counting, Rpm measuring in mechanism, chemical, paper manufacture light industry, etc.

ORDERING CODE INFORMATION



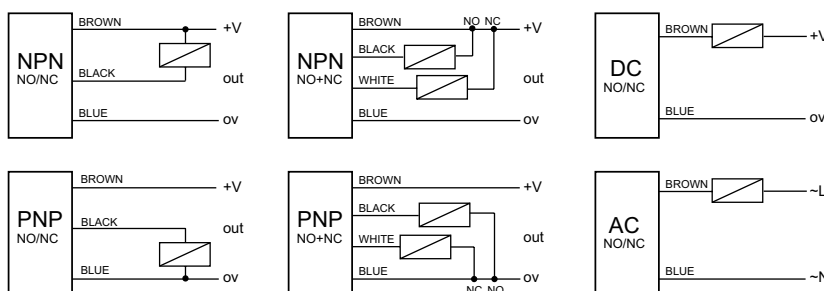
ORDERING CODES

Model and Type	Output Type	Mounting Distance	Current Output	Power Supply	Connector Model
PIN-F80B-002	NPN NO	40mm UNSHIELDED	200mA	DC 10-30V	3 WIRE
PIN-F80B-012	NPN NC	40mm UNSHIELDED	200mA	DC 10-30V	3 WIRE
PIN-F80B-022	NPN NO + NC	40mm UNSHIELDED	200mA	DC 10-30V	4 WIRE
PIP-F80B-002	PNP NO	40mm UNSHIELDED	200mA	DC 10-30V	3 WIRE
PIP-F80B-012	PNP NC	40mm UNSHIELDED	200mA	DC 10-30V	3 WIRE
PIP-F80B-022	PNP NO + NC	40mm UNSHIELDED	200mA	DC 10-30V	4 WIRE
PID-F80B-002	DC NO	40mm UNSHIELDED	200mA	DC 10-30V	2 WIRE
PID-F80B-012	DC NC	40mm UNSHIELDED	200mA	DC 10-30V	2 WIRE
PIA-F80B-002	AC NO	40mm UNSHIELDED	300mA	AC 90-250V	2 WIRE
PIA-F80B-012	AC NC	40mm UNSHIELDED	300mA	AC 90-250V	2 WIRE

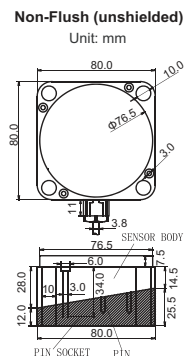
TECHNICAL SPECIFICATIONS

Property Project	Specific Parameter
Mounting Distance	40mm unshielded
Sensing Distance	0...36mm unshielded
Power Supply	DC 10-30V / AC 90-250V
Frequency	60Hz/30Hz (DC 3/2 wires) / 15Hz (AC 2 wires)
Current Output (DC)	200mA/300mA
Ambient Temperature	-20°C-70°C
Against Polarity Reversal	YES
Short Circuit Protected	3 wires: YES / 2 wires: NO
IP Rating	IP67

ELECTRICAL CONNECTION

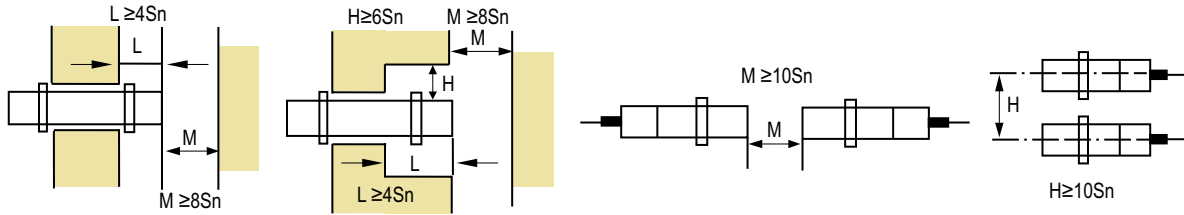


PICTURE OF PRODUCT



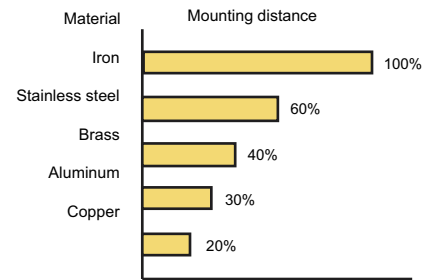
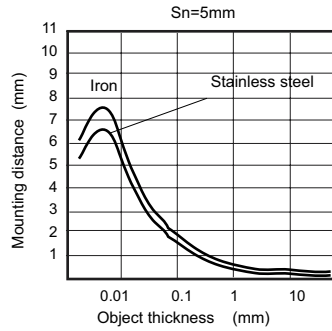
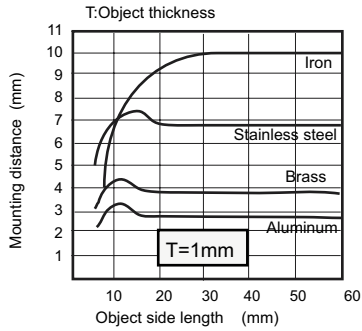
INSTALLATION

If used in an area surrounded by metal, Install the proximity Sensor as follows . (Sn = Sensing distance)

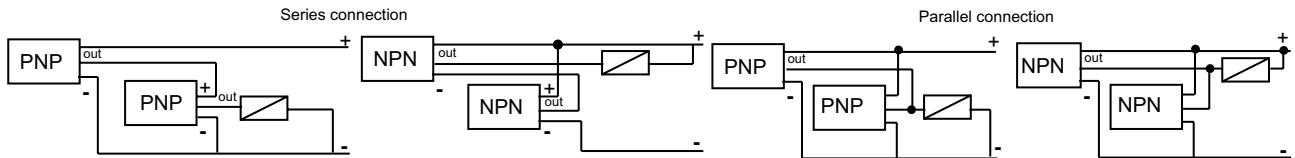


INDUCTIVE PROXIMITY APPLICATION DIRECTION

- Set mounting distance equal to 80% of Sn.
- Set mounting distance roughly equal to 50% of Sn when sensor is used measuring mounting frequency or operating in high speed circumstances.
- Mounting distance will change depending on material (iron, stainless steel, brass, copper and aluminum).



d. Inductive Proximity series connection and parallel connection



REV. NO.

REVISION NOTE

DATE

SIGNATURE

B

Datasheet Update

Jan 2009

LG

As part of the company policy of continued product improvement, specifications may change without notice. Our sales office will be pleased to help you with the latest information on this product range and the details of our full design and manufacturing service. All products are supplied to our standard conditions of sale unless otherwise agreed in writing.

© 2009 Copyright Comus International, Inc.

Publisher: Lilia I Garay, Graphic Designer

Comus International, 454 Allwood Rd. Clifton, NJ 07012 USA. Website: www.comus-intl.com

USA: + (1) 973 777 6900 - UK: +44 (0) 1255 862236 - Belgium: + 32 (0)12 390400 - France: + 33 (0) 1 43 96 86 10

FORM AE043 ISS.2



ISO 9001:2000
Reg. No FM 21080

TAKE A LOOK AT OUR VARIETY OF PRODUCTS

