

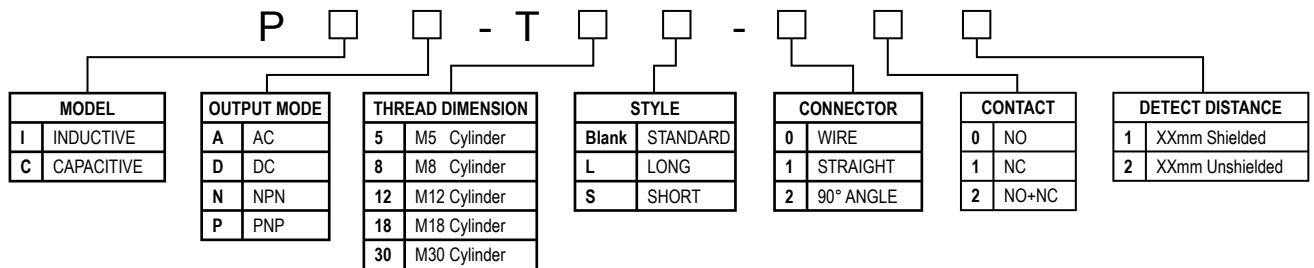
M12 - Short Housing - Inductive Sensor



Features:

- Inductive sensor, style: cylinder shape, diameter: 12mm; short body.
- DC 3-wire (10-30V DC), DC 4-wire (10-30V DC), *DC 2-wire (5V DC) also available
- Connection mode: 3 wire or 3 pin connector; 4 wire or 4 pin connector
- Mounting distance: shielded (2mm), unshielded (4mm)
- With LED operation indicate lamp, easily identifiable
- Brass chrome plated, proof of oil, water acid, alkaline
- Standard sensing object: ferrous metals
- Protection rate: IP67, water resistant
- Over-current protection
- Widely applied in measuring, Counting, Rpm measuring in mechanism, chemical, paper manufacture light industry, etc.

ORDERING CODE INFORMATION



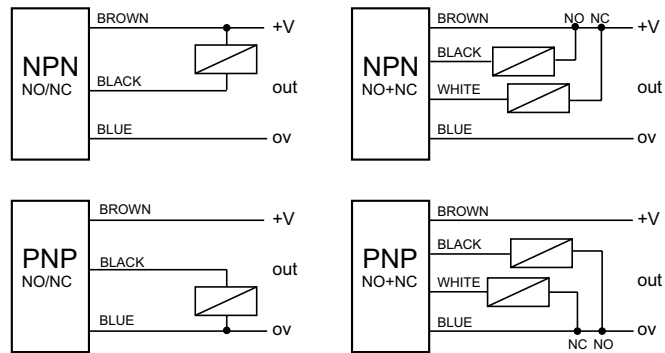
ORDERING CODES

Model and Type	Output Type	Mounting Distance	Current Output	Power Supply	Connector Model
PIN-T12S-001	NPN NO	2mm SHIELDED	≤ 100mA	DC 10-30V	3 WIRE
PIN-T12S-011	NPN NC	2mm SHIELDED	≤ 100mA	DC 10-30V	3 WIRE
PIN-T12S-002	NPN NO	4mm UNSHIELDED	≤ 100mA	DC 10-30V	3 WIRE
PIN-T12S-012	NPN NC	4mm UNSHIELDED	≤ 100mA	DC 10-30V	3 WIRE
PIN-T12S-021	NPN NO+NC	2mm SHIELDED	≤ 100mA	DC 10-30V	4 WIRE
PIN-T12S-022	NPN NO+NC	4mm UNSHIELDED	≤ 100mA	DC 10-30V	4 WIRE
PIN-T12S-101	NPN NO	2mm SHIELDED	≤ 100mA	DC 10-30V	STRAIGHT PLUG IN CONNECTOR
PIN-T12S-111	NPN NC	2mm SHIELDED	≤ 100mA	DC 10-30V	STRAIGHT PLUG IN CONNECTOR
PIN-T12S-102	NPN NO	4mm UNSHIELDED	≤ 100mA	DC 10-30V	STRAIGHT PLUG IN CONNECTOR
PIN-T12S-112	NPN NC	4mm UNSHIELDED	≤ 100mA	DC 10-30V	STRAIGHT PLUG IN CONNECTOR
PIN-T12S-121	NPN NO+NC	2mm SHIELDED	≤ 100mA	DC 10-30V	STRAIGHT PLUG IN CONNECTOR
PIN-T12S-122	NPN NO+NC	4mm UNSHIELDED	≤ 100mA	DC 10-30V	STRAIGHT PLUG IN CONNECTOR
PIN-T12S-201	NPN NO	2mm SHIELDED	≤ 100mA	DC 10-30V	90 DEGREE PLUG IN CONNECTOR
PIN-T12S-211	NPN NC	2mm SHIELDED	≤ 100mA	DC 10-30V	90 DEGREE PLUG IN CONNECTOR
PIN-T12S-202	NPN NO	4mm UNSHIELDED	≤ 100mA	DC 10-30V	90 DEGREE PLUG IN CONNECTOR
PIN-T12S-212	NPN NC	4mm UNSHIELDED	≤ 100mA	DC 10-30V	90 DEGREE PLUG IN CONNECTOR
PIN-T12S-221	NPN NO+NC	2mm SHIELDED	≤ 100mA	DC 10-30V	90 DEGREE PLUG IN CONNECTOR
PIN-T12S-222	NPN NO+NC	4mm UNSHIELDED	≤ 100mA	DC 10-30V	90 DEGREE PLUG IN CONNECTOR
PIP-T12S-001	PNP NO	2mm SHIELDED	≤ 100mA	DC 10-30V	3 WIRE
PIP-T12S-011	PNP NC	2mm SHIELDED	≤ 100mA	DC 10-30V	3 WIRE
PIP-T12S-002	PNP NO	4mm UNSHIELDED	≤ 100mA	DC 10-30V	3 WIRE
PIP-T12S-012	PNP NC	4mm UNSHIELDED	≤ 100mA	DC 10-30V	3 WIRE
PIP-T12S-021	PNP NO+NC	2mm SHIELDED	≤ 100mA	DC 10-30V	4 WIRE
PIP-T12S-022	PNP NO+NC	4mm UNSHIELDED	≤ 100mA	DC 10-30V	4 WIRE
PIP-T12S-101	PNP NO	2mm SHIELDED	≤ 100mA	DC 10-30V	STRAIGHT PLUG IN CONNECTOR
PIP-T12S-111	PNP NC	2mm SHIELDED	≤ 100mA	DC 10-30V	STRAIGHT PLUG IN CONNECTOR
PIP-T12S-102	PNP NO	4mm UNSHIELDED	≤ 100mA	DC 10-30V	STRAIGHT PLUG IN CONNECTOR
PIP-T12S-112	PNP NC	4mm UNSHIELDED	≤ 100mA	DC 10-30V	STRAIGHT PLUG IN CONNECTOR
PIP-T12S-121	PNP NO+NC	2mm SHIELDED	≤ 100mA	DC 10-30V	STRAIGHT PLUG IN CONNECTOR
PIP-T12S-122	PNP NO+NC	4mm UNSHIELDED	≤ 100mA	DC 10-30V	STRAIGHT PLUG IN CONNECTOR
PIP-T12S-201	PNP NO	2mm SHIELDED	≤ 100mA	DC 10-30V	90 DEGREE PLUG IN CONNECTOR
PIP-T12S-211	PNP NC	2mm SHIELDED	≤ 100mA	DC 10-30V	90 DEGREE PLUG IN CONNECTOR
PIP-T12S-202	PNP NO	4mm UNSHIELDED	≤ 100mA	DC 10-30V	90 DEGREE PLUG IN CONNECTOR
PIP-T12S-212	PNP NC	4mm UNSHIELDED	≤ 100mA	DC 10-30V	90 DEGREE PLUG IN CONNECTOR
PIP-T12S-221	PNP NO+NC	2mm SHIELDED	≤ 100mA	DC 10-30V	90 DEGREE PLUG IN CONNECTOR
PIP-T12S-222	PNP NO+NC	4mm UNSHIELDED	≤ 100mA	DC 10-30V	90 DEGREE PLUG IN CONNECTOR

TECHNICAL SPECIFICATIONS

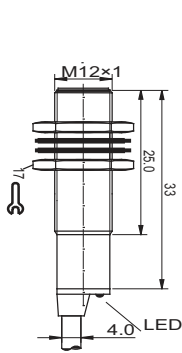
Property Project	Specific Parameter
Mounting Distance	2mm shielded / 4mm unshielded
Sensing Distance	0...1.8mm shielded / 0...3.6mm unshielded
Power Supply	DC 10-30V
Frequency (DC 3/2 wires)	800Hz/400Hz
Current Output	100mA
Ambient Temperature	-20°C-70°C
Against Polarity Reversal	YES
Short Circuit Protected	YES
IP Rating	IP67

ELECTRICAL CONNECTION

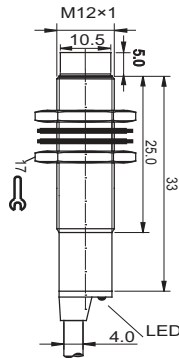


PICTURE OF PRODUCT

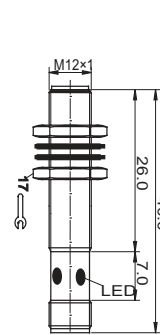
Flush (shielded)
Unit: mm Short body



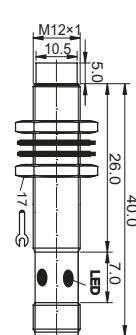
Non-Flush (unshielded)
Unit: mm Short body



Flush (shielded)
Unit: mm Short body

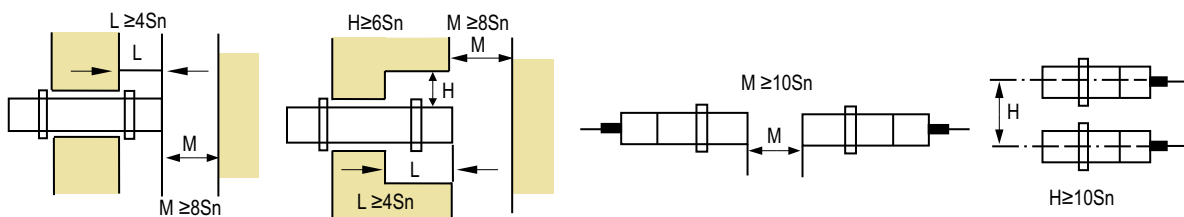


Non-Flush (unshielded)
Unit: mm Short body



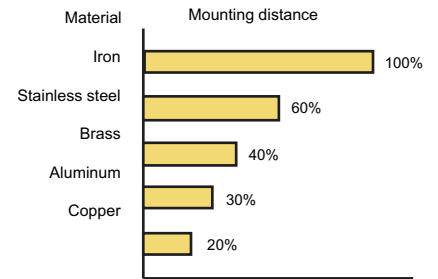
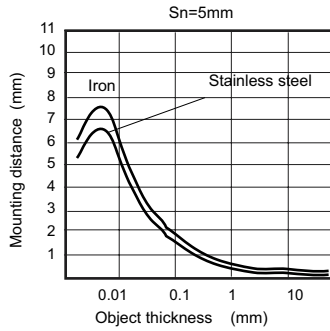
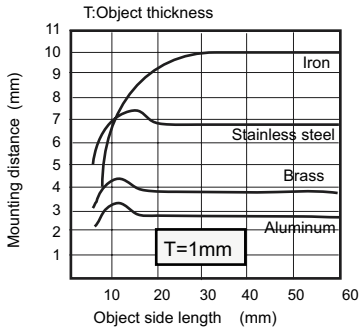
INSTALLATION

If used in an area surrounded by metal, install the proximity sensor as follows. (Sn = Sensing distance)

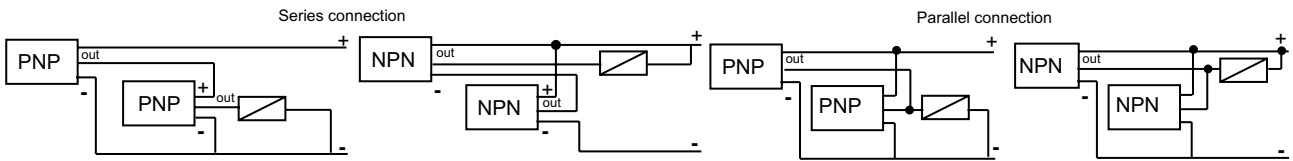


INDUCTIVE PROXIMITY APPLICATION DIRECTION

- a. Set mounting distance equal to 80% of Sn.
- b. Set mounting distance roughly equal to 50% of Sn when sensor is used measuring mounting frequency or operating in high speed circumstances.
- c. Mounting distance will change depending on material (iron, stainless steel, brass, copper and aluminum).



d. Inductive Proximity series connection and parallel connection



REV. NO.	REVISION NOTE	DATE	SIGNATURE
B	Datasheet Update	Jan 2009	LG

As part of the company policy of continued product improvement, specifications may change without notice. Our sales office will be pleased to help you with the latest information on this product range and the details of our full design and manufacturing service. All products are supplied to our standard conditions of sale unless otherwise agreed in writing.

© 2009 Copyright Comus International, Inc.

Publisher: Lilia I Garay, Graphic Designer

Comus International, 454 Allwood Rd. Clifton, NJ 07012 USA. Website: www.comus-intl.com

USA: + (1) 973 777 6900 - UK: +44 (0) 1255 862236 - Belgium: + 32 (0)12 390400 - France: + 33 (0) 1 43 96 86 10

FORM AE043 ISS.2



ISO 9001:2000
Reg. No FM 21080

TAKE A LOOK AT OUR VARIETY OF PRODUCTS

