


## RI-26 Series Dry Reed Switch



### RI-26 Series

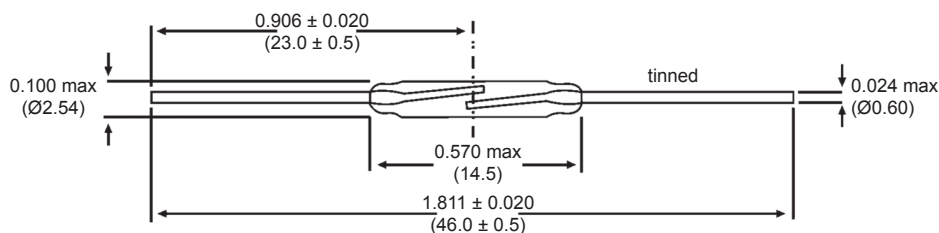
Close differential micro dry-reed switch hermetically sealed in a gas-filled glass envelope. Single-pole, single-throw (SPST) type, having normally open contacts, and containing two magnetically actuated reeds.

The switch is of the double-ended type and may be actuated by an electromagnet, a permanent magnet or a combination of both. The device is intended for use in applications with small hysteresis in switching behavior.

### RI-26 Series Features

- Close differential reed switch
- Contact layers: gold, plated ruthenium
- Superior glass-to-metal seal and blade alignment
- Excellent life expectancy and reliability
- RoHS Compliant

### Dimensions for RI-26 Series



*All Dimension in inches (mm) nominal*

### General data for all models RI-26

#### AT-Customization / Performed Leads

Besides the standard models, customized products can also be supplied offering the following options:

- Operate and release ranges to customer specification
- Cropped and/or performed leads

#### Coils

All characteristics are measured using the Philips Standard Coil. For definitions of the Philips Standard Coil, refer to "Application Notes" in the *Reed Switch Technical & Application Information* Section of this catalog.

#### Life expectancy and reliability

The life expectancy data given below are valid for a coil energized at 1.5 times the published maximum operate value for each type in the RI-26 series.

#### No load conditions (operating frequency: 100Hz)

Life expectancy: min.  $3 \times 10^8$  operations with a failure rate of less than  $0.9 \times 10^{-9}$  with a confidence level of 90%.

End of life criteria:

Contact resistance > 1Ω after 2 ms

Release time > 2 ms (latching or contact sticking).

#### Loaded conditions (resistive load: 20 V; 500 mA; operating frequency: 125 Hz)

Life expectancy: min.  $5 \times 10^7$  operations with a failure rate of less than  $5 \times 10^{-9}$  with a confidence level of 90%.

End of life criteria:

Contact resistance > 2Ω after 2.5 ms

Release time > 2.5 ms (latching or contact sticking)

Switching different loads involves different life expectancy and reliability data. Further information is available on request.

#### Mechanical Data

Contact arrangement is normally open; lead finish is tinned; net mass is approximately 190mg; and can be mounted in any position.

#### Shock

The switches are tested in accordance with "IEC 68-2-27", test Ea (peak acceleration 50 G, half sinewave; duration 11 ms). Such a shock will not cause an open switch (no magnetic field present) to close, nor a switch kept closed

# RI-26 Series Dry Reed Switch

## Technical Specifications

Parameters	Test Conditions	Units	RI-26AA	RI-26A	RI-26B
<b>Operating Characteristics</b>					
Operate Range		AT	14-23	18-32	28-52
Release Range	in % of operate values	%	80	75	70
Operate Time - including Bounce (typ.)		ms	0.30	0.30	0.30
Bounce Time (typ.)		ms	0.15	0.15	0.15
Release Time (max)		µs	30	30	30
Resonant Frequency (typ.)		Hz	5500	5500	5500
<b>Electrical Characteristics</b>					
Switched Power (max)		W	15	15	20
Switched Voltage DC (max)		V	200	200	200
Switched Voltage AC, RMS value (max)		V	140	140	140
Switched Current DC (max)		mA	1000	1000	1000
Switched Current AC, RMS value (max)		mA	1000	1000	1000
Carry Current DC (max)		A	1.25	1.5	1.75
Breakdown Voltage (min)		V	275	325	400
Contact Resistance (initial max.)		mΩ	100	110	110
Contact Resistance (initial typ.)		mΩ	70	75	75
Contact Capacitance (max)	without test coil	pF	0.3	0.25	0.25
Insulation Resistance (min)	RH ≤ 45%	MΩ	10 <sup>6</sup>	10 <sup>6</sup>	10 <sup>6</sup>

by an 80 AT coil to open.

### Vibration

The switches are tested in accordance with "IEC 68-2-6", test Fc (acceleration 10G; below cross-over-frequency 58 Hz; amplitude 0.75 mm; frequency range 10 to 2000 Hz; duration 75 minutes.) Such a vibration will not cause an open switch ( no magnetic field present) to close, nor a switch kept closed by an 80 AT coil to open.

### Mechanical Strength

The robustness of the terminations is tested in accordance with "IEC 68-2-21", test Ua1 (load 40 N).

### Operating and Storage Temperature

Operating ambient temperature; min: -55°C; max: +125°C. Storage temperature; min: -55°C; max: +125°C. Note: Temperature excursions up to 150°C may be permissible. For more information contact your nearest Comus Group sales office.

### Soldering

The switch can withstand soldering heat in accordance with "IEC 68-2-20", test Tb, method 1B: solder bath at 350 ± 10°C for 3.5 ± 0.5 s. Solderability is tested in accordance with "IEC 68-2-20" test Ta, method 3: solder globule temperature 235°C; ageing 1b: 4 hours steam.

### Welding

The leads can be welded.

### Mounting

The leads should not be bent closer than 1 mm to the glass-to-metal seals. Stress on the seals should be avoided. Care must be taken to prevent stray magnetic fields from influencing the operating and measuring conditions.


• As part of the company policy of continued product improvement, specifications may change without notice. Our sales office will be pleased to help you with the latest information on this product range and the details of our full design and manufacturing service. All products are supplied to our standard conditions of sale unless otherwise agreed in writing.

# RI-26 Series Dry Reed Switch



Comus International  
454 Allwood Road  
Clifton, New Jersey 07012  
U.S.A

Tel: (1)973 - 777 - 6900  
Fax: (1)973 - 777 - 8405  
email: [info@comus-intl.com](mailto:info@comus-intl.com)  
Website: <http://www.comus-intl.com>  
ISO 9001:2008  
CERTIFICATE NO: 03-12314



Comus Europe Ltd  
Unit 7, Rice Bridge Industrial Estate  
Thorpe - Le - Soken  
Essex, England  
CO160HL  
Tel: +44 (0)1255 862236  
Fax: +44 (0)1255 862014  
email: [sales@comuseurope.co.uk](mailto:sales@comuseurope.co.uk)  
Website: <http://www.comuseurope.co.uk>  
ISO 9001:2008  
CERTIFICATE NO: FM 21080



Comus Belgium BVBA  
Overhaamlaan 40  
B-3700 Tongeren  
Belgium

Tel: +33 (0)12 390400  
Fax: +33 (0)12 235754  
email: [info@comus.be](mailto:info@comus.be)  
Website: <http://www.comus.be>



Comus Technology BV  
Jan Campertstraat 11  
6416 SG Heerlen  
The Netherlands

Tel: +31(0)45 5439345  
Fax: +31(0)45 5427216  
email: [info@comus-intl.com](mailto:info@comus-intl.com)  
Website: <http://www.dry-reeds.com>



Comus Electronics and Technologies  
India Private Limited  
2nd Floor, No.31/33, Anjugam Nagar  
2nd Street, Ashok Nagar, Jaferkhanpet  
Chennai 600083  
Tamil Nadu, India  
Tel:+(91)-(44)-42023510  
Fax:+(91)-(44)-22628198  
email: [info@comus-intl.com](mailto:info@comus-intl.com)  
Website: <http://www.comusindia.com>

## TAKE A LOOK AT OUR VARIETY OF PRODUCTS

