

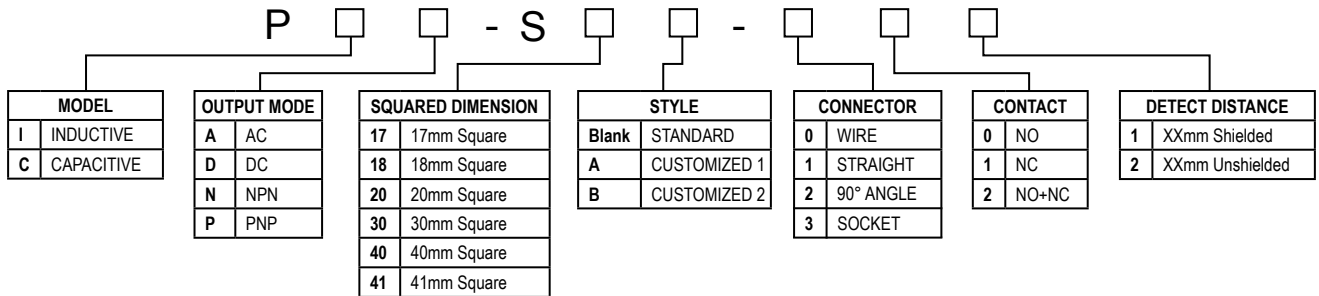
S30 - Square Plastic Housing - Inductive Sensor



Features:

- Inductive sensor, style: squared shape, Dim: 30x30x53mm
- DC 2-wire (10-30V DC), DC 3-wire (10-30V DC), DC 4-wire (10-30V DC), AC 2-wire (90-250 AC), *DC 2-wire (5V DC) also available
- Mounting distance: 15mm shielded
- With LED operation indicate lamp, easily identifiable
- Standard sensing object: ferrous metals
- Protection rate: IP67, water resistant
- Over-current and short circuit protection; against polarity reversal.
- Widely applied in measuring, Counting, Rpm measuring in mechanism, chemical, paper manufacture light industry, etc.

ORDERING CODE INFORMATION



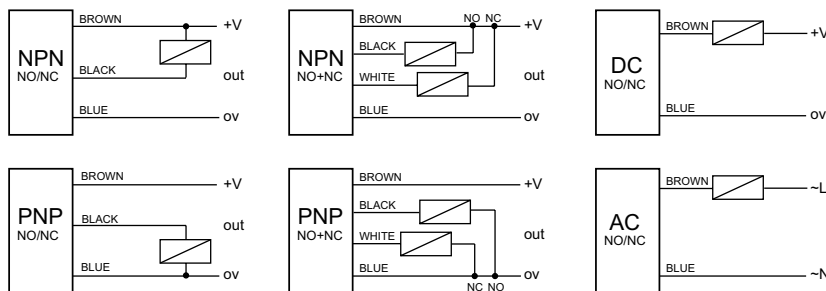
ORDERING CODES

Model and Type	Output Type	Mounting Distance	Current Output	Power Supply	Connector Model
PIN-S30-001	NPN NO	15mm SHIELDED	200mA	DC 10-30V	3 WIRE
PIN-S30-011	NPN NC	15mm SHIELDED	200mA	DC 10-30V	3 WIRE
PIN-S30-021	NPN NO + NC	15mm SHIELDED	200mA	DC 10-30V	4 WIRE
PIP-S30-001	PNP NO	15mm SHIELDED	200mA	DC 10-30V	3 WIRE
PIP-S30-011	PNP NC	15mm SHIELDED	200mA	DC 10-30V	3 WIRE
PIP-S30-021	PNP NO + NC	15mm SHIELDED	200mA	DC 10-30V	4 WIRE
PID-S30-001	DC NO	15mm SHIELDED	200mA	DC 10-30V	2 WIRE
PID-S30-011	DC NC	15mm SHIELDED	200mA	DC 10-30V	2 WIRE
PIA-S30-001	AC NO	15mm SHIELDED	300mA	AC 90-250V	2 WIRE
PIA-S30-011	AC NC	15mm SHIELDED	300mA	AC 90-250V	2 WIRE

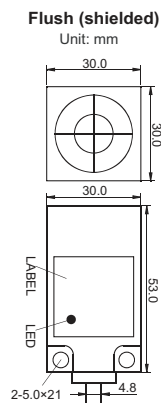
TECHNICAL SPECIFICATIONS

Property Project	Specific Parameter
Mounting Distance	15mm shielded
Sensing Distance	0...13.5mm shielded
Power Supply	DC 10-30V / AC 90-250V
Frequency	300Hz/150Hz (DC 3/2 wires) / 25Hz (AC 2 wires)
Current Output (DC)	200mA/300mA
Ambient Temperature	-20°C-70°C
Against Polarity Reversal	YES
Short Circuit Protected	3 wires: YES / 2 wires: NO
IP Rating	IP67

ELECTRICAL CONNECTION

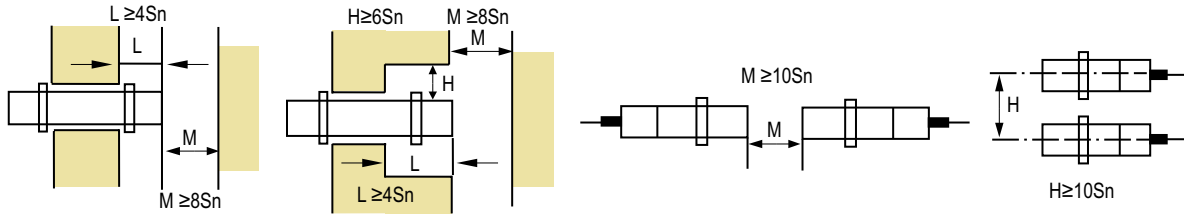


PICTURE OF PRODUCT



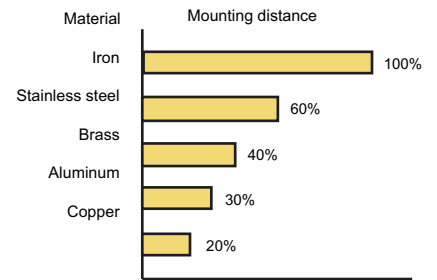
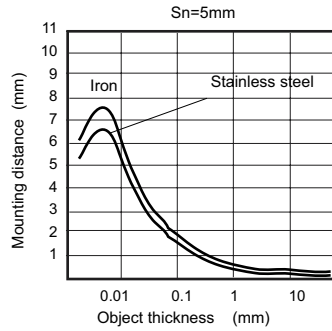
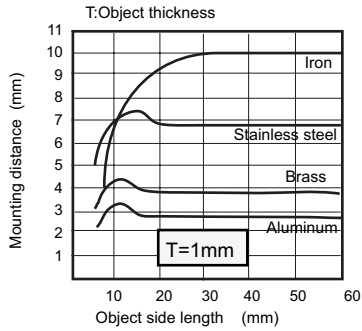
INSTALLATION

If used in an area surrounded by metal, Install the proximity Sensor as follows . (Sn = Sensing distance)

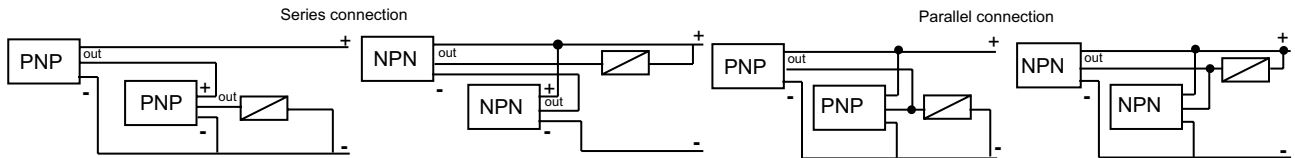


INDUCTIVE PROXIMITY APPLICATION DIRECTION

- Set mounting distance equal to 80% of Sn.
- Set mounting distance roughly equal to 50% of Sn when sensor is used measuring mounting frequency or operating in high speed circumstances.
- Mounting distance will change depending on material (iron, stainless steel, brass, copper and aluminum).



d. Inductive Proximity series connection and parallel connection



REV. NO.

REVISION NOTE

DATE

SIGNATURE

B

Datasheet Update

Jan 2009

LG

As part of the company policy of continued product improvement, specifications may change without notice. Our sales office will be pleased to help you with the latest information on this product range and the details of our full design and manufacturing service. All products are supplied to our standard conditions of sale unless otherwise agreed in writing.

© 2009 Copyright Comus International, Inc.

Publisher: Lilia I Garay, Graphic Designer

Comus International, 454 Allwood Rd. Clifton, NJ 07012 USA. Website: www.comus-intl.com

USA: + (1) 973 777 6900 - UK: +44 (0) 1255 862236 - Belgium: + 32 (0)12 390400 - France: + 33 (0) 1 43 96 86 10

FORM AE043 ISS.2



ISO 9001:2000
Reg. No FM 21080

TAKE A LOOK AT OUR VARIETY OF PRODUCTS

