

Magnetic Contact Switches


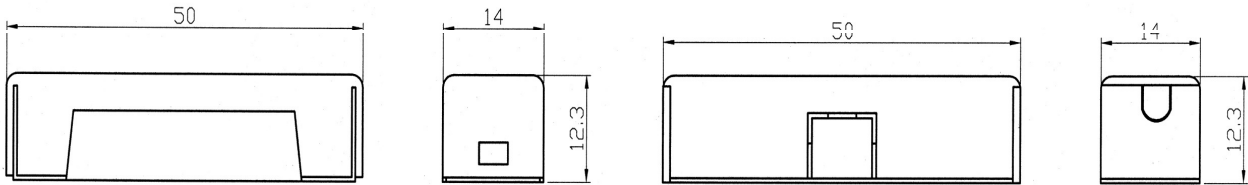
Specification: MCS-130 Series

Surface mounted


- *Screw mount
 - *Attractive cover hides screws
 - *Concealed or surface wiring
 - *Switches or magnets available separately
- Colours: White, Brown, Grey



Dimensions (mm)



Magnet



Switch



Order Information X denotes colour W=White, B=Brown, G= Grey

Part Number	Loop Type	Reed Form	Closed Gap Inch (mm)	Departure Gap Inch (mm)	Max Initial Contact Resistance (Ohm)	Max Initial Contact rating (W)	Max Switching Voltage (VDC/VAC)	Max Switching Current (A)
MCS-130-1X	Closed	N/O	1.2 (30)	1.4 (36)	0.150	10	100	0.5
MCS-130-2X	Open	N/C	1½ (28)		0.150	3	30	0.2
MCS-130-3X	Closed & Open	SPDT	1½ (28)		0.150	3	30	0.2

Note: Wire range for terminal: #20 - #24AWG



ISO 9001:2008
Certificate No. FM21080

As part of the company policy of continued product improvement, specifications may change without notice. Our sales office will be pleased to help you with the latest information on this product range and the details of our full design and manufacturing service. All products are supplied to our standard conditions of sale unless otherwise agreed in writing.

Phone : +44 (0)1255 862236

www.comus-intl.com

Fax: +44 (0)1255 862014

©2015 Copyright Comus Europe Ltd, Unit 7, Rice Bridge Industrial Estate, Thorpe - Le - Soken, Essex, CO16 0HL, ENGLAND.
USA: + 1 973 777 6900 - Belgium: + 32 (0)12 390400 - France: + 33 (0) 1 43 96 86 10